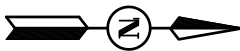


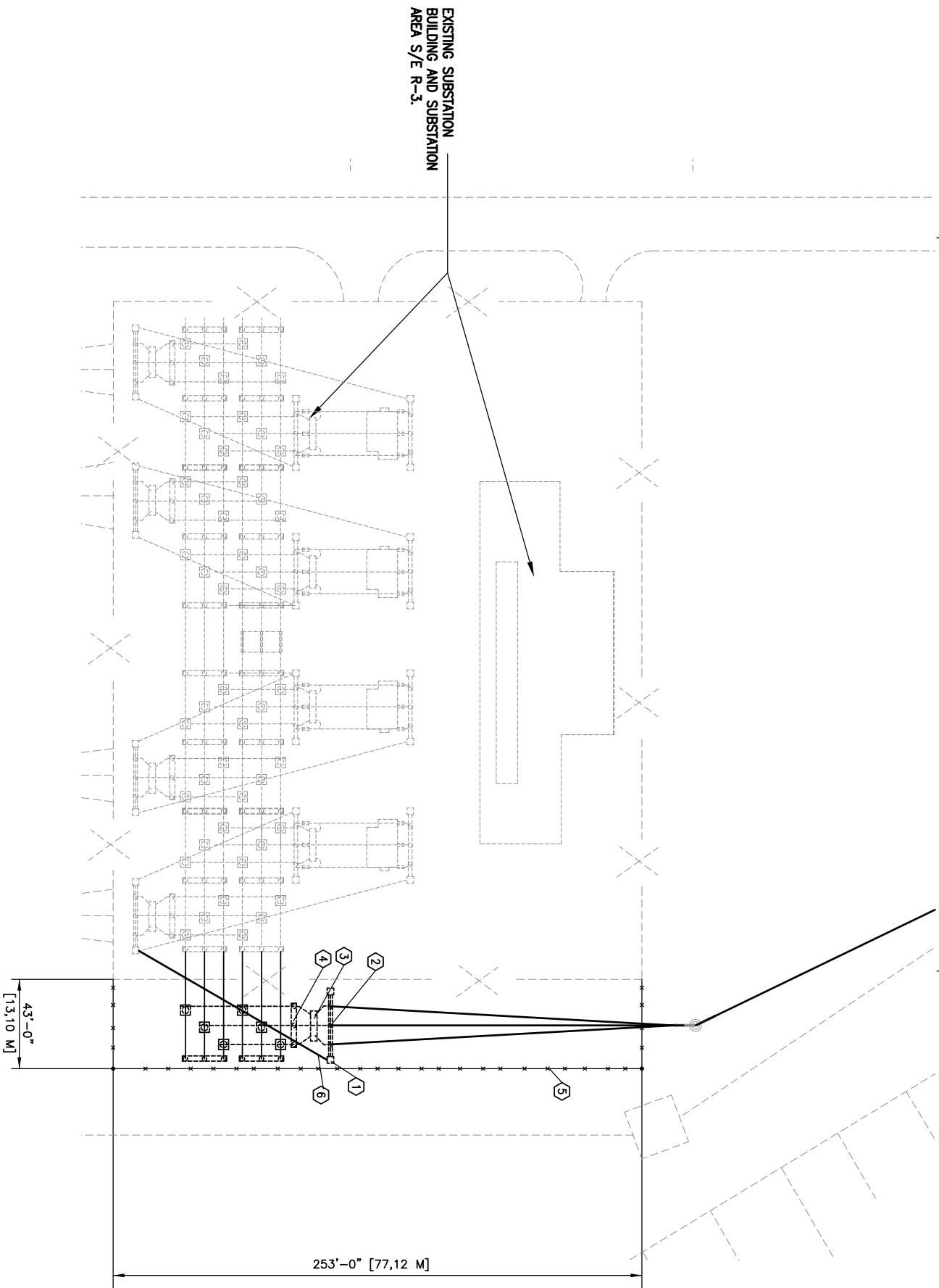
# PLANT NORTH



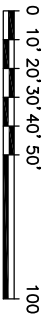
SEE DWG. NO. 1002-10-001 SH 1 AND 1002-10-002 SH 1 FOR COMPLETING THE PLOT PLAN DETAILS.

**LEGEND:**

- ① NEW DEAD END TOWER.
- ② NEW LIGHTNING ARRESTER.
- ③ NEW SF 6 BREAKER.
- ④ NEW DISCONNECT SWITCH.
- ⑤ NEW EXTENSION SUBSTATION FENCE.
- ⑥ NEW STATIC LINE.



- SEE DWG. NO. 1001-10-001 SH 1 FOR SITE OVERVIEW.



## GRAPHIC SCALE

[illegible]